

STUDIOLINE

WARDROBESYSTEM



- PLAIN DOORS
- ACCENT DOORS
- SLIDING DOORS
- BEDS
- CHESTS



MATERIAL OVERVIEW / SURFACE FINISHES

CARCASS



Heartbeech



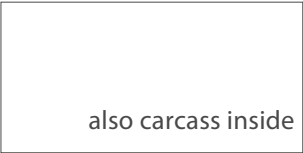
Balkenoak



Wildoak



Lacquer basalt



Lacquer white



Lacquer satin grey



Lacquer taupe

FRONT



Heartbeech



Balkenoak



Wildoak




Lacquer basalt



Lacquer white



Lacquer sand



Lacquer satin grey



Lacquer taupe

ACCENT BAND



Heartbeech/solid driftwood



Balkenoak/solid driftwood




Wildoak/solid driftwood



Lacquer basalt



Lacquer white



Lacquer sand



Lacquer satin grey



Lacquer taupe


UPHOLSTERY



Stone grey (synthetic leather)



White (synthetic leather)



Elephant (synthetic leather)



Anthracite (fabric stone)

The TV element / open compartment is available in all veneer finishes and lacquer white.



Bed, headboard Rondo, synthetic leather stone grey, footend soft, wardrobe with plain doors, side-mounted handles , power LED Spots.



SLIDING DOORS: Design 1 - unicoloured



Design 2 - four mirror panels



Design 4 - two wooden panels



HINGED DOORS: With shelf-element



Doors with accent band and front drawers



Accent band solid driftwood



Real wood veneer wild oak / lacquer white

Bed with Rondo upholstered headboard white (synthetic leather), LED flex lights with USB connection, floating footend soft, bedside cabinet one drawer, wall shelf, sliding-door wardrobe (SDW) with accent band (solid driftwood) and cornice with LED pencil lights.

O-Line



H: 82,5 cm

U-Line



H: 101,5 cm



H: 116,0 cm



Product variety

You can choose between two designs O- and U-Line, three heights 82,5 , 101,5 and 116,0 cm and a lot of combinations of doors and drawers.

And a wide range of colours is a matter of course.

Continuous worktop units up to the length 229 cm with a continuous worktop unit. Incl. 2 shelves and one hanging rail, lacquer white inside.



Corner combination, plain doors with handle bow 108A, TV Unit, cornice with LED spots.



90° corner wardrobe with corner shelves



**Sets of drawers / trouser racks /
T-dividers / clothes rails /
additional shelves, etc. - Organise
your personal requirements and
specify the layout of your
wardrobe.**

CORNER-COMBINATION



Open compartment



TV compartment with swivel mechanism



3 front drawers



Walk in corner wardrobe with corner shelves or two mirrors



90° corner unit

BEDSYSTEM

Bed frame in carcass colour.
 Mattress frame insert depth max 18 cm.
 Height adjustable in 4 positions, by a grid
 dimension of 2,5 cm.
 We supply all single beds with one slatted
 frame, double beds with two slatted frames,
 please state the corresponding code number
 from the typelist.



1 Bed with curved headboard
 Floating footend, soft



2 Bed with headboard Rondo
 Angled feet anthracite



3 Bed with headboard quilted
 Footend straight



4 Bed with headboard Multicolor, nickel coloured,
 accent band solid driftwood, footend soft

Alternative bedsides:



Bedside cabinet 1 drawer,
 Wall fastening to a brick wall,
 alternatively with a support plate



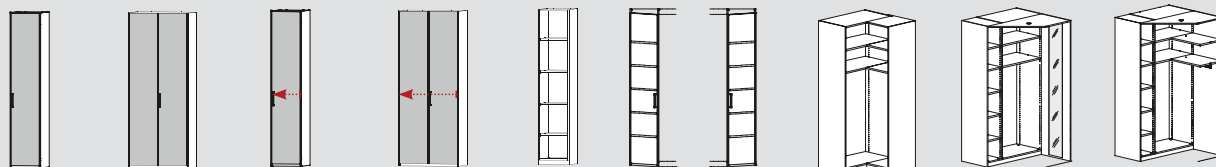
Bedside cabinet 3 drawers,
 Upright panels with glass shelf



7 Continuous worktop unit:
 multifunctional



BASIC WARDROBES and EXTENSION ELEMENTS



HEIGHTS:

- ▶ 207 cm
- ▶ 229 cm
- ▶ 242 cm

Wardrobe,
1 door
W 45/50 cm

Wardrobe,
2 doors
W 90/100 cm

Flex element,
1 door
W 20 - 49 cm

Flex element,
2 doors
W 40 - 90 cm

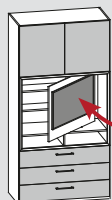
Shelf element,
W 30/44,5 cm

Extension angled
wardrobe
W 41,2 cm

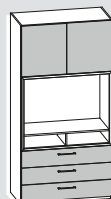
Corner 90°
2 doors

Corner walk-in
2 doors

TV-COMPARTMENTS



TV max.
43 Zoll



Open compartment

TV-element with swivel panel, right or
left swiveling,
behind a shelf and 2 appliance compartments
Width 120 cm
Inner dimensions: W 113 / H 88 / D 59,5 cm

Individual
plannable with
Flex elements...

DEPTHS:

- ▶ 42 cm
- ▶ 60 cm

WIDTHS:

Units in...

- ▶ 45 cm
- ▶ 50 cm
- ▶ 90 cm
- ▶ 100 cm

...endless plannable.

HANDLE DESIGNS



short Handle




Handle bar




Handle strip


HANDLE COLOURS



Nickel coloured



Anthracite



White

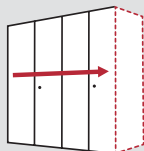


Satin Grey

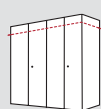


Taupe

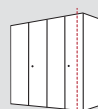
SPECIAL OPTIONS MADE TO MEASURE



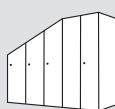
Endless-
Wardrobe System



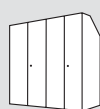
Height
reductions



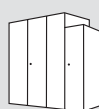
Width
reductions



Angled at
the side



Angled at
the back



Different
Heights

Our models are produced in accordance with the DIN and RAL quality guidelines of the Deutsche Gütegemeinschaft Möbel e. V. and tested by authorized / certified testing institutes, e.g. the Landesgewerbeanstalt Bayern (LGA), in all functional and material areas. They comply with the strict German and EU directives.



These tests include the pollutant tests of the "Blue Angel". This quality mark guarantees a product that is low in harmful substances and harmless to health. For product statements regarding quality features and program information, processing instructions, guarantee declarations and special features, the statements in the current valid sales price lists.

We want you to enjoy our furniture for a long time. Therefore, please be sure to read our detailed product information, instructions for use, cleaning and care. They are part of our general terms of delivery. We do not accept any liability for damage caused by non-compliance.

We comply with the RAL GZ 430 quality and testing regulations.



The products in this brochure correspond to the status at the time of printing. The manufacturer reserves the right to make changes at a later date without prior notice. All color reproductions can only provide an orientation.

furn plan



MÖBEL MIT
KLASSE
AUS
DEUTSCHLAND



Further information is available at: www.disselkamp.de/cd-studioline

Your specialist dealer will be happy to advise you.

Errors and omissions excepted.